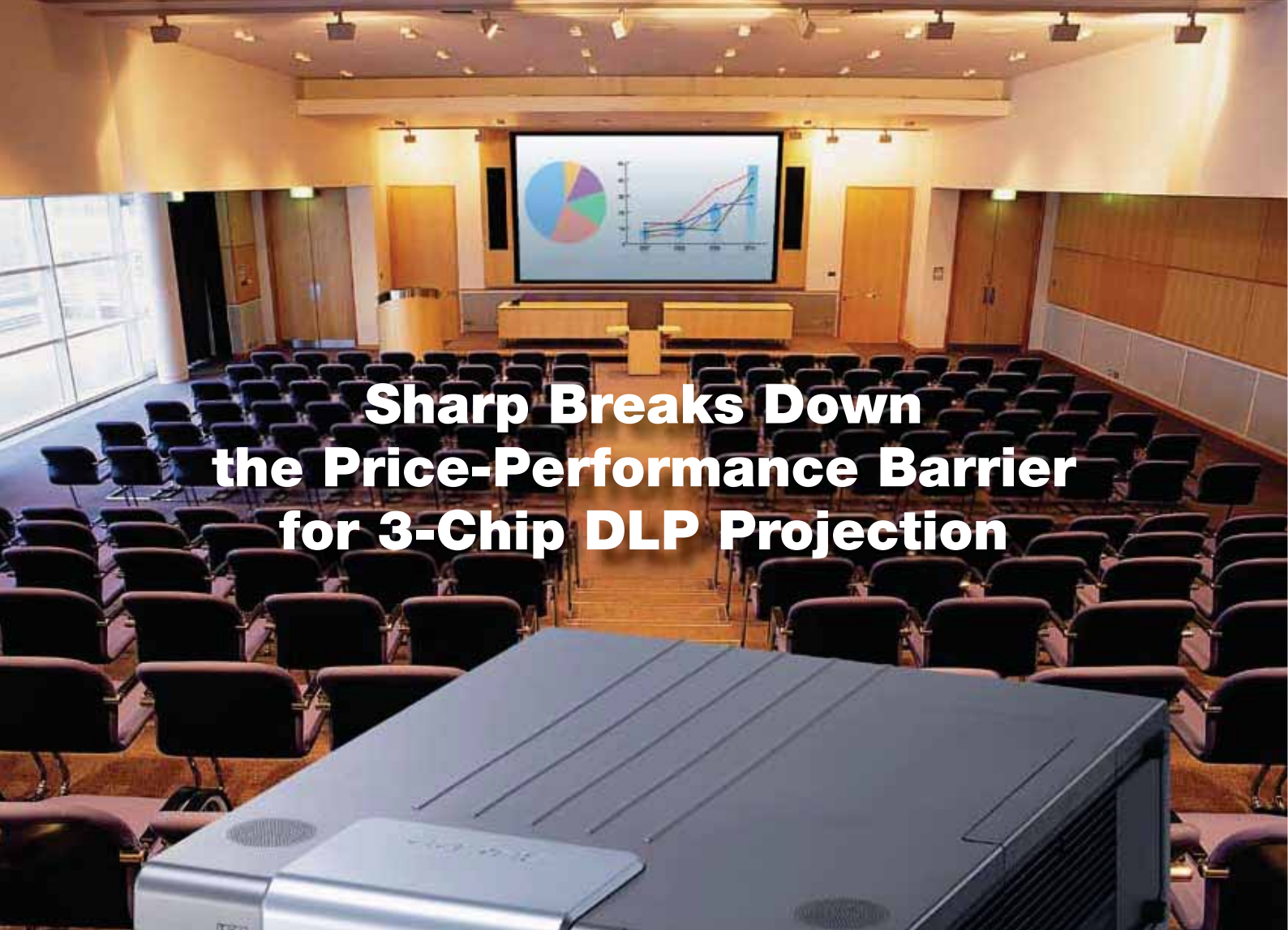


SHARP®

XG-P560W (5200 ANSI Lumens)
WXGA 3-Chip DLP® Projector

XG-P610X (6000 ANSI Lumens)
XGA 3-Chip DLP Projector



**Sharp Breaks Down
the Price-Performance Barrier
for 3-Chip DLP Projection**



Model shown: XG-P560W



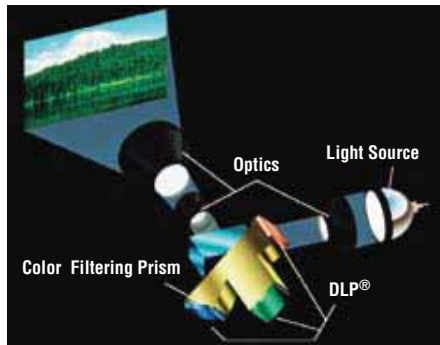
Installation / Integration Series

Sharp 3-Chip DLP® Projectors Offer Among the Highest Color Accuracy, Image Quality and Reliability in Front Projection.

Cutting Edge Optical Technology

3-Chip DLP Projection System

In a 3-Chip DLP system, the white light generated by the lamp passes through a prism that divides it into red, green and blue. Each DLP chip is dedicated to one of these three colors; the colored light that the micromirrors reflect is then combined and passed through the projection lens to form an image. This results in unparalleled picture quality and reliability for use in rental/staging, corporate, university, government, house of worship, cinema and other large venue installations.



Up to 6000 ANSI Lumens Brightness with Unique Dual-Lamp System

With advanced 3-Chip DLP Optical Engine and dual 280W lamps, the XG-P610X achieves 6000 ANSI Lumens and the XG-P560W achieves 5200 ANSI Lumens delivering bright, clear images even in large, high ambient light rooms. [Brightness values indicate overall average values of the product at the time of shipment and are stated based on international standard ISO 21118-2005.]

Lumens delivering bright, clear images even in large, high ambient light rooms. [Brightness values indicate overall average values of the product at the time of shipment and are stated based on international standard ISO 21118-2005.]

Choice of WXGA or XGA Native Resolution

The XG-P560W offers WXGA (1280 x 800) native resolution for pixel-perfect display from the latest generation WXGA PCs (16:10 aspect ratio) and superior compatibility with 720p HDTV sources. The XG-P610X offers XGA (1024 x 768) native resolution for optimum performance with standard 4:3 XGA and video sources.

Intelligent Dual Lamp Design

This unique dual lamp system allows users to choose the lamp arrangement to suit their needs. Options include single or dual lamp projection, and the choice of standard brightness or "eco" mode projection. The Sharp dual lamp system additionally provides "redundant" reliability. In the event one lamp should fail, projection performance can be maintained by using the other lamp without interruption.

Long-Life, High Performance DLP Chips

Three DLP chips, with finely structured mirrors that reflect heat, provide stable performance and are immune to Red, Green or Blue fade, so they deliver high quality pictures for longer periods. The three DLP chips in these models achieve an estimated lifetime of 20,000 hours. (This measurement is at a surrounding temperature of 25°C and is a reference value, not a guarantee.)



immune to Red, Green or Blue fade, so they deliver high quality pictures for longer periods. The three DLP chips in these models achieve an estimated lifetime of 20,000 hours. (This measurement is at a surrounding temperature of 25°C and is a reference value, not a guarantee.)

Sealed Optics

The sealed DLP optical system in these projectors helps prevent dust, dirt and smoke from entering core parts of the optics.

1800:1 Contrast Ratio

This exceptionally high contrast ratio provides sharper, more detailed images with higher black levels.

Sharp Computer and Video Integrated Composer (CV-IC™) II System

Color Management System

The level of color shade, chroma and tone can be individually set for each of the six primary and secondary colors (red, yellow, green, cyan, blue, magenta), permitting much more subtle and accurate color adjustments.



Example of Color Management: User can select only the red portion of a picture to be enhanced

Pattern Matching Motion-Detective PMD-IP Conversion

With Pattern Matching Motion-Detective PMD-IP Conversion, correlated pattern matching that was impossible with pixel conversion is measured by sampling the pattern information with a length of visual data. The resulting new pattern in the middle produces horizontally slanted lines and smoothes edges, providing higher quality images.

Enhanced Three-Two Pulldown (NTSC).

Using the Film mode, both the XG-P560W and XG-P610X can beautifully reproduce movie film recorded in 24 Hz progressive format (This mode also includes Two-Two Pulldown for PAL signals including 50-fps images.)

XG-P610X can beautifully reproduce movie film recorded in 24 Hz progressive format (This mode also includes Two-Two Pulldown for PAL signals including 50-fps images.)

Video Noise Reduction

Helps reduce picture blur for clearer pictures.

Scaling

Helps to provide a high quality image.

Picture-in-Picture (PiP)

Adds video images onto a data screen image.

Flexible Installation Capabilities

Powered Vertical and Horizontal Lens Shift

The powered lens shift control mechanism enables easy horizontal and vertical lens shift positioning to get the best viewing picture.

Seven Interchangeable Lenses

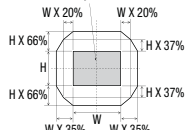
Both projectors are available with or without a standard lens. When purchased without a lens, Sharp offers seven optional interchangeable lenses to meet a wide variety of projection applications. Plus, the bayonet system enables quick and easy lens replacement.

XG-P560W Adjustable Range

- The adjustable range is shown below. Horizontal range: $\pm 35\%$ Vertical range: $\pm 66\%$
- The image can be adjusted as shown in the diagram.

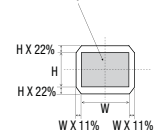
AN-P15EZ, AN-P18EZ, AN-P23EZ, AN-P30EZ and AN-P45EZ

Position of the image when the image is centered both vertically and horizontally in lens shift.



AN-P8EZ and AN-P12EX

Position of the image when the image is centered both vertically and horizontally in lens shift.



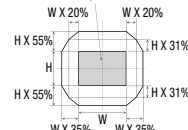
H: Height of the image W: Width of the image

XG-P610X Adjustable Range

- The adjustable range is shown below. Horizontal range: $\pm 35\%$ Vertical range: $\pm 55\%$
- The image can be adjusted as shown in the diagram.

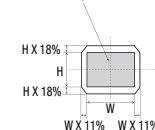
AN-P15EZ, AN-P18EZ, AN-P23EZ, AN-P30EZ and AN-P45EZ

Position of the image when the image is centered both vertically and horizontally in lens shift.



AN-P8EZ and AN-P12EX

Position of the image when the image is centered both vertically and horizontally in lens shift.



H: Height of the image W: Width of the image

Sharp Network Control

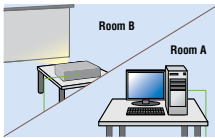
A truly networked projector for remote access, diagnosis, adjustment and theft prevention

Web Browser Control

Web browser control enables remote access and management of the projector by utilizing built-in firmware without the need for additional special software.

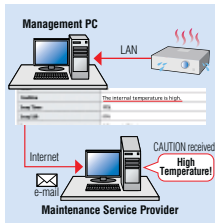
Seamless Remote Access for Control and Adjustment

Key projector control functions, including power on, input select, volume, etc. can be controlled and adjusted by a computer even in another room.



Diagnosis and Auto Email Alert

Email is automatically sent to appointed addresses when detecting an error message, such as the lamp going out, unusual heating, or cooling fan breakdown.



Link to Specific Website for Service and Support

The projector can be registered to a specific website URL for notification of required maintenance, service and support. For example, the projector can send an error message, such as to notify that the lamp is burnt out, to a web address automatically selected. The address accessed for maintenance is also shown on the display.



Network Projector Control with Downloadable Display Manager Software

A wide range of network projector control options may be accessed when Sharp Display Manager Software is installed on the main computer. This software may be downloaded at no charge from the Sharp USA Website (www.SharpUSA.com) or the Sharp Global website (www.Sharp-World.com/projector).

Remote Access for Multiple and Group Projector Control.

A management computer with Sharp Display Manager Software can control multiple projectors individually. In addition, group settings are possible for groups formed from these projectors. These settings enable each group to be controlled independently.

Periodic / Error Diagnosis and Auto Email Alert

The Display Manager sends periodic reports as well as an error message if a problem occurs.

Theft Detection and Message (Network Surveillance System)

A warning message will appear on the screen of a computer when the projector CAT5 cable is cut or disconnected.

PJLink™ Capability

The XG-P560W and XG-P610X are compatible with devices that support PJLink, enabling systems to be easily built for centralized management and operation using an external controller. For information on PJLink, please visit <http://pjlink.jbmia.or.jp/english/>

Control System Compatibility

The XG-P560W and XG-P610X provides superior compatibility with industry standard control systems from vendors such as Crestron, AMX and Extron.



Presentation Convenience

34 dB Low Fan Noise (Eco Mode On)

The intelligent multiple fan control system in these models virtually eliminates annoying sound during presentations and meetings.

Mechanical Shutter

Both the XG-P560W and XG-P610X are equipped with a mechanical shutter that can momentarily black out a projected image when necessary. Also, the remote control has separate buttons for opening and closing the shutter.

Backlit Wireless (or Wired) Remote Control with Mouse

Applications with screen displaying presentation software such as PowerPoint® can be easily moved forward and backward and the cursor can be moved by remote control. (An optional AN-MR2 remote receiver is required.) Plus, the remote control can be easily operated with a backlight.



Wide Range of Connection Terminals

These projectors are equipped with a full range of AV/PC terminals including HDMI and HDCP-compatible DVI terminals to meet the needs of digital content.



Digital Keystone Correction

Conventional systems have difficulty adjusting to a slanted screen horizontally and vertically without jag lines. The XG-P560W and XG-P610X easily compensate for pictures projected on angles both horizontally and vertically by only spotting points on the screen. Even when projection on an angle is needed, preparation and adjustment are quick and easy, allowing presentations to start smoothly and without hassle.

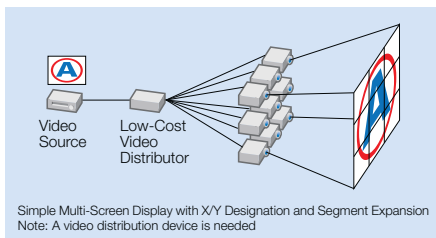
Presentation Support Tools

Break Timer, Enlarge, Image Freeze

Sharp Network Control Additional Outstanding Features

Low-Cost Video Wall

Built-in circuitry enables video wall projection without the need for costly external image processing equipment.



Stacking Function

Multiple projectors can be assigned master and slave functionality and connected with standard commercially available LAN cables. This allows you to control multiple projectors with one remote control during projection in a

stack or video wall format. The design of the XG-P560W and XG-P610X permits multiple projectors to be easily and reliably stacked using third party stacking cages.

Direct Power Off and Auto Restart Function

The Direct Power Off function enables the cooling fan to keep operating even after the power supply has been turned off or unplugged from the power source. Auto Restart restores power status following a power failure, or if a master power switch is being used to turn on and off the projector(s).

Customizable Gamma Correction

The projector's gamma values can be set directly from a computer using Sharp Gamma Manager software. This software may be downloaded at no charge from the Sharp Global website (www.Sharp-World.com/projector).



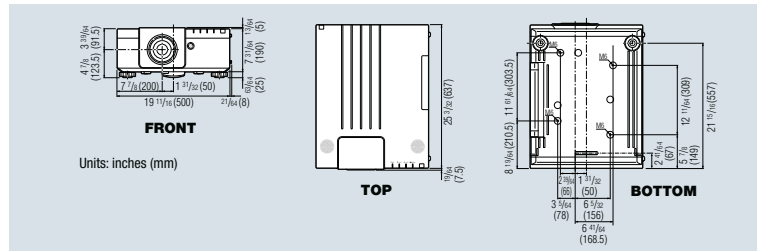
- High Speed Auto Response Adjust (ARA)
- Sharp Original Pull-Down Menu Graphic User Interface (GUI) – 16 languages selectable
- High Quality Video Circuits (3D Y/C Separation Digital Comb Filter, Noise Reduction, Color Transient and Y Delay, Color Temperature Adjustment)
- Custom Startup "Watermark" Image Capture
- Keylock™ and System Lock Functions

XG-P560W / XG-P610X

Model shown:
XG-P610X



Dimensions



Optional Accessories

Lenses

| AN-P8EX | AN-P12EX | AN-P15EZ | AN-P18EZ | AN-P23EZ | AN-P30EZ | AN-P45EZ |
|-----------------|-----------------|--------------------|--------------------|--------------------|--------------------|--------------------|
| Fixed wide lens | Fixed wide lens | Wide zoom lens | Standard zoom lens | Tele-zoom lens | Tele-zoom lens | Tele-zoom lens |
| F2.5 | F2.5 | F2.5 | F2.5 | F2.5 | F2.5 | F2.5 |
| f = 11.6 mm | f = 17.1 mm | f = 21.5 - 25.8 mm | f = 25.5 - 32 mm | f = 31.9 - 42.5 mm | f = 40.8 - 62.8 mm | f = 62.1 - 97.8 mm |
| T/R 1:0.8 | T/R 1:1.2 | T/R 1:1.5 - 1.8 | T/R 1:1.8 - 2.25 | T/R 1:2.25 - 3.00 | T/R 1:3.0 - 4.5 | T/R 1:4.5 - 7.0 |

Lamp - AN-P610LP or AN-P610LP/1

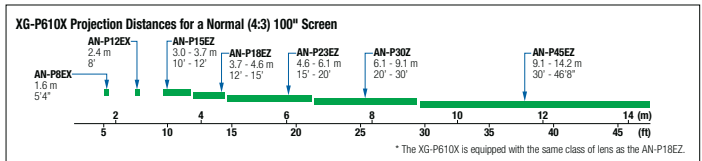
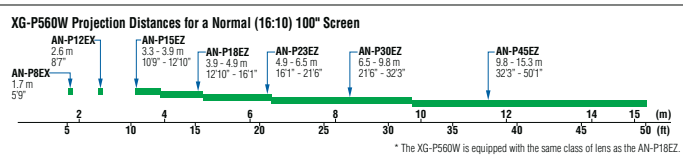
Remote IR Receiver - AN-RR2

Shipping Case - AN-P60SC

Component Cable - AN-C3CP2

Ceiling Mount Options

- AN-PCM60 Ceiling Mount
- AN-EP101B Extension Tube
- AN-JT200 Angle Joint
- AN-CMCSS16 16" Security Cable Kit
- AN-CMCSS46 46" Security Cable Kit



Specifications

| Model | XG-P560W | XG-P610X |
|---------------------------------------|---|--|
| Display device | 0.65" DLP® chip x 3 | 0.7" DLP chip x 3 |
| Resolution | WXGA (1,280 x 800) | XGA (1,024 x 768) |
| Brightness | 5,200 ANSI lumens | 6,000 ANSI lumens |
| Contrast ratio | 1,800:1 | |
| Standard lens | F number | |
| | F2.5 | |
| | Zoom | |
| | Power, x1.25 (f=25.5 - 32.0 mm) | |
| Lens shift | Power (V: ±66%, H: ±35%) | |
| | Power (V: ±55%, H: ±35%) | |
| Projected image size (diagonal) | 60" (152 cm) to 280" (711 cm) ⁴⁵ | 60" (152 cm) to 300" (762 cm) ⁴⁶ |
| Projection distance | 60": 2.4 - 2.9 m, 100": 3.9 - 4.9 m, 280": 11.0 - 13.7 m | 60": 2.2 - 2.7 m, 100": 3.7 - 4.6 m, 280": 11.0 - 13.7 m |
| Input signals | Computer RGB, UXGA ¹⁺²⁺³ , SXGA ¹ , SXGA ¹ , WXGA ¹ , XGA, SVGA, VGA / Mac 21" ¹ , 19", 16", 13" | |
| Input terminals | Computer RGB | 1080p ⁴ , 1080i, 1035i, 720p, 576p, 576i, 540p, 480p / NTSC, PAL, SECAM |
| | DVI-D | x1 |
| | HDMI | x1 |
| | DVI-D (Compatible with HDCP) | x1 |
| | Computer / Component (5-BNC) | x1 |
| | Computer / Component (mini D-sub 15 pin) | x1 |
| | S-Video (mini DIN 4pin) | x1 |
| | Video (RCA) | x1 |
| | Audio (ø3.5 mm stereo mini jack) | x3 |
| | Audio (RCA) | x2 (L/R) |
| Output terminals | Computer / Component (mini D-sub 15 pin) | x1 |
| | Audio (ø3.5 mm stereo mini jack) | x1 (variable audio output) |
| | LAN (RJ-45) | x1 |
| Control and communication terminals | RS-232C (D-Sub 9 pin) | x1 |
| | Wired remote (ø3.5 mm stereo mini jack) | x1 |
| | | |
| Horizontal frequency | 15 - 126 kHz | |
| Vertical frequency | 43 - 200 Hz | |
| Audio system | 3 W x 2 (stereo) | |
| Fan noise | 37 dB (Eco mode off), 34 dB (Eco mode on) | |
| Projection lamps | 280 W x 2, Part Number (for each lamp): AN-P610LP or AN-P610LP/1 | |
| Estimated lamp life | 2,000 hours (Eco mode off), 3,000 hours (Eco mode on) | |
| On-screen display languages | English, German, Spanish, Dutch, French, Italian, Swedish, Portuguese, Russian, Polish, Turkish, Arabic, Persian, Simplified Chinese, Korean, Japanese | |
| Rated Power Source | AC 100-240 V, 50 / 60 Hz (multi-voltage), 7.7 A | |
| Power consumption (standby) | 755 W (16.7 W) with AC 100 V, 710 W (16.9 W) with AC 240 V | |
| Heat dissipation | 2,832 BTU/hour (Eco mode off) with AC 100 V, 2,663 BTU/hour (Eco mode off) with AC 240 V | |
| Operation temperature | 41°F to 104°F (+5°C to +40°C) | |
| Limited Warranty ⁷ | 2-year parts and labor including 2 years of Sharp "ER" 24-hour turnaround Express Repair. 90-day lamp warranty. | |
| Dimensions (main body only) W x H x D | 19.7" x 7.5" x 25.1" (500 x 190 x 637 mm) | |
| Weight (approx.) | 58.5 lbs. (26.5 kg) (with lens) / 55.2 lbs. (25.0 kg) (without lens) | 57.4 lbs. (26.0 kg) (with lens) / 54.0 lbs. (24.5 kg) (without lens) |
| Supplied accessories | Remote control (with backlight), two R-6 AA batteries, power cord (6' (1.8 m)), RGB cable (10' (3.0 m)), lens cap (attached), operation manual, CD-ROM | |
| UPC | With standard lens | 074000365650 |
| | Without standard lens | 074000365667 |

¹ Compatible in the advanced intelligent compression. ² Compatible in intelligent compression. ³ Analog RGB signal only. ⁴ When this signal is input, the image is compressed before it is displayed on the screen. ⁴⁵ For the AN-P18EZ standard lens only. For the AN-P8EX, screen size is 80" to 140" diagonal. For other optional lenses, screen size is 60" to 230" diagonal. ⁴⁶ For the AN-P18EZ standard lens only. For the AN-P8EX, screen size is 80" to 150" diagonal. For other optional lenses, screen size is 60" to 250" diagonal. ⁷ See warranty statement included in the product operation manual, or as a PDF download at www.sharpusa.com.

- The above projectors are also available without lens as models XG-P560W and XG-P610X.
- The above specification figures are measured with the standard lens (or optional AN-P18EZ lens).
- Only computer signals and component signals input from the 15-pin mini D-sub input terminal or 5-BNC terminal are output from the 15-pin mini D-sub output terminal.
- Audio signals input to the projector are output through the audio output terminals.
- Lamp life will vary depending on the usage condition.
- Brightness values indicate overall average values of the product at the time of shipment and are stated based on ISO 21118-2005.
- Sharp and related trademarks are trademarks or registered trademarks of Sharp and/or its affiliated entities.
- Texas Instruments, the DLP logo and the DLP medallion are trademarks or registered trademarks of Texas Instruments.
- Mac is a trademark of Apple, Inc. registered in the U.S. and other countries.
- HDMI, the HDMI Logo and High-Definition Multimedia Interface are trademarks or registered trademarks of HDMI Licensing LLC.
- Trademark P.Link is a trademark applied for trademark rights in Japan, the United States of America and other countries and areas.
- PowerPoint is a registered trademark of Microsoft Corporation.
- All other trademarks are the property of their respective owners.
- Product specifications and design are subject to change without notice.



SHARP ELECTRONICS CORPORATION
Professional Display Division
Sharp Plaza, Mahwah, NJ 07495-1163

For more information: call 1-866-4-VISUAL (1-866-484-7825) or email www.sharpusa.com/projectors